

GALAXY LIGHTING FIXTURES

HYDRA I Weatherproof Luminaires



TUNNELS



KITCHEN



WAREHOUSES



PARKING
AREA



HOUSEHOLD

Introduction

The Hydra Series is a water, dust and shock proof fixture. Its durable design makes it ideal for operation in demanding environments where high temperature, humidity and dust are present. It can be used for indoor as well as outdoor lighting applications supporting surface or suspension mounting.

Standards



(T8)



(T5)



Luminaries Features

Lamp Type	<ul style="list-style-type: none"> Fluorescent LED
Number of Lamps	<ul style="list-style-type: none"> Up to 2
Diffuser	<ul style="list-style-type: none"> Transparent injection moulded polycarbonate UV stabilised to ensure: <ul style="list-style-type: none"> Light weight with high impact resistance Smooth outer surface prevents accumulation of dust Maximum light transmission without yellowing
Reflector	<ul style="list-style-type: none"> Anti-corrosion electrostatic white painted sheet steel fixed to the body by lock without the need for tools Available with high mirror reflector for high light distribution
Ballast Type	<ul style="list-style-type: none"> Electromagnetic ballast with starter and capacitor Electronic ballast
Body	<ul style="list-style-type: none"> Grey injection moulded polycarbonate with high impact resistance Peripheral gasket to ensure high tightening with the diffuser
Clips	<ul style="list-style-type: none"> The diffuser is totally enclosed to the body using ten polycarbonate clips to ensure IP65 rating
Gear Tray	<ul style="list-style-type: none"> The electrical gear is mounted on the upper surface of the reflector which can be suspended to the body from one side for easy maintenance Cable entry at both ends via rubber glands

Luminaries Electrical Characteristics

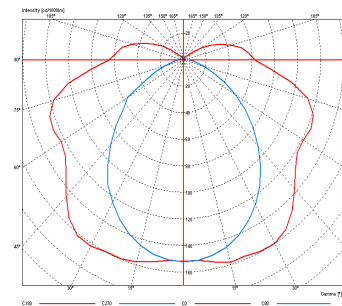
Voltage	<ul style="list-style-type: none"> 220 Volt AC
Wattage	<ul style="list-style-type: none"> 2x18W, 1x36W, 2x36W
Feeder Size	<ul style="list-style-type: none"> 3 x 1.5 mm² Cable

Installation

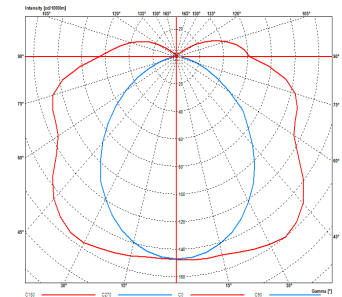
- Surface mounted on the ceiling using two supplied polycarbonate snap action clips or suspended by chains.
- Luminaries can be installed individually or in continuous rows.

Photometric

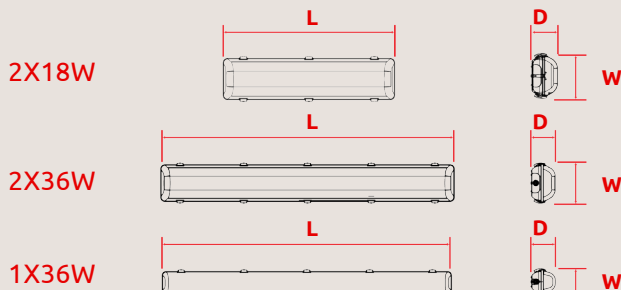
2X18W



2X36W



Mechanical Specifications



Overall Dimensions

Type of Product	L	W	D	W/Kg
1 x 36W	1268	100	105	2.3
2 x 36W	1268	160	110	3.918
2 x 18W	660	160	110	2.8

Ordering Information*

PRODUCT TYPE	PRODUCT FAMILY	INSTALLATION TYPE	NUMBER OF LAMPS	LAMP WATTAGE	DIFFUSER TYPE	BALLAST TYPE
F = Light Fixtures	H01 = Hydra I Series	S = Surface	1	0018	P00 = Polycarbonate	C1 = Magnetic with Capacitor
		P = Pendant	2	0036		EX = Electronic

*Example Code: F-H01-S-2-0018-P00-EX