


SAFARI







Product Code

SAFARI LED double 60 cm

Color

Matt white

General Specifications

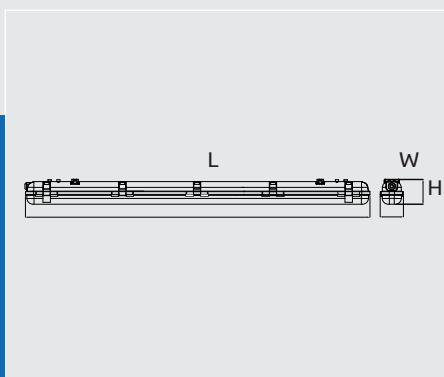
Product type : Weatherproof LED Luminaire

Mounting type : Suspended - Ceiling - Wall

Description : Safari series is a water, dust and shockproof fixture. Its durable design makes it ideal for operation in demanding environments where high temperature, humidity and dust are present.

Category : Indoor and outdoor light

Applications : Tunnels, kitchens, warehouses, parking areas and household.



Lighting Specifications

No of lamps	: 2
Wattage	: 2x9w LED
Lumen	: 2x900 lm
Efficacy	: ≥ 100 lm/w
Power Factor	: 0.97
CRI	: ≥ 80
Color temperature	: 3000 k : 6500 k
Rated lifetime	: 30,000 hrs.

Physical Specifications

Body	: Injection molded polycarbonate with high impact resistance. Peripheral gasket to ensure high tightening with the diffuser.
Diffuser	: Injection molded polycarbonate UV stabilized
Clips	: Six polycarbonate clips to ensure IP65 rating
Thermal Dissipation	: Passive

Electrical Specifications

Driver	: Included
Driver mounting	: Integrated
Voltage	: 180-260 VAC
Frequency	: 50 Hz

Weight & Dimensions

Shape	: Rectangular
Length	: 660 mm
Width	: 160 mm
Height	: 110 mm

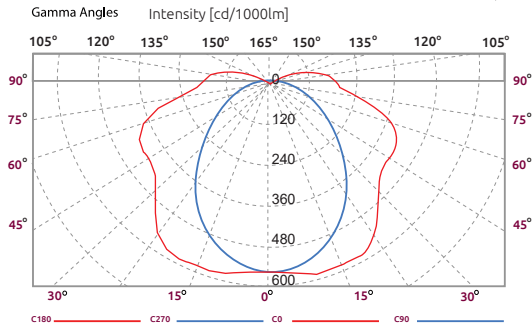
Optical Specifications

Aiming	: Fixed
Light distribution	: Symmetric
Light emission	: Direct
Beam angle	: 130°

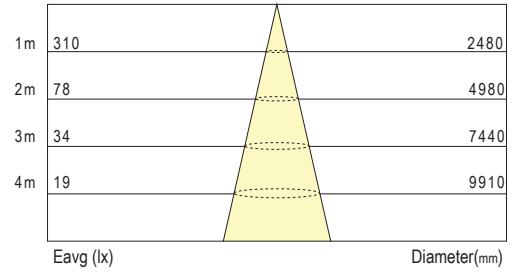


SAFARI

Photometric



Cone Diagram



Pictures & Accessories



Applications





Product Code

SAFARI LED double 120 cm

Color

Matt white

General Specifications

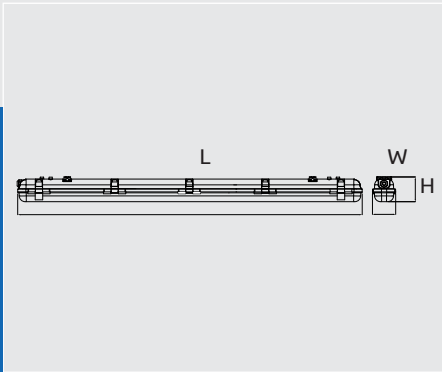
Product type : Weatherproof LED Luminaire

Mounting type : Suspended - Ceiling - Wall

Description : Safari series is a water, dust and shockproof fixture. Its durable design makes it ideal for operation in demanding environments where high temperature, humidity and dust are present.

Category : Indoor and outdoor light

Applications : Tunnels, kitchens, warehouses, parking areas and household.



Lighting Specifications

No of lamps : 2 & available with one lamp upon request

Wattage : 18W(1x18)&(2x18)

Lumen : 1800 lm (1x1800)&(2x1800)

Efficacy : ≥ 100 lm/w

Power Factor : 0.97

CRI : ≥ 80

Color temperature : 3000 k : 6500 k

Rated lifetime : 30,000 hrs.

Physical Specifications

Body : Injection molded polycarbonate with high impact resistance. Peripheral gasket to ensure high tightening with the diffuser.

Diffuser : Injection molded polycarbonate UV stabilized

Clips : Ten polycarbonate clips to ensure IP65 rating

Thermal Dissipation : Passive

Electrical Specifications

Driver : Included

Driver mounting : Integrated

Voltage : 180-260 VAC

Frequency : 50 Hz

Weight & Dimensions

Shape : Rectangular

Length : 1268 mm

Width : 160 mm

Height : 110 mm

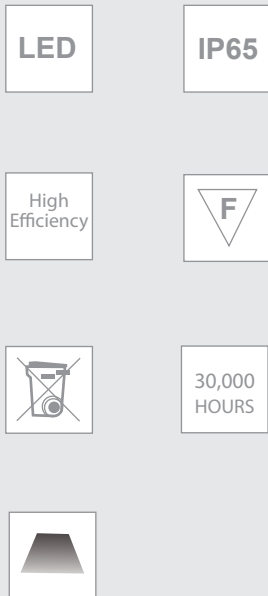
Optical Specifications

Aiming : Fixed

Light distribution : Symmetric

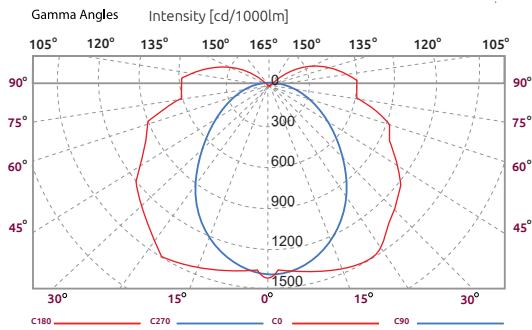
Light emission : Direct

Beam angle : 130°

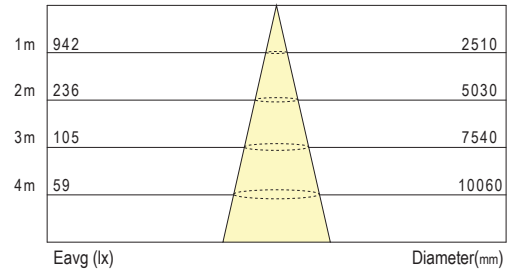


SAFARI

Photometric



Cone Diagram



Pictures & Accessories



Applications

